LEOBOG

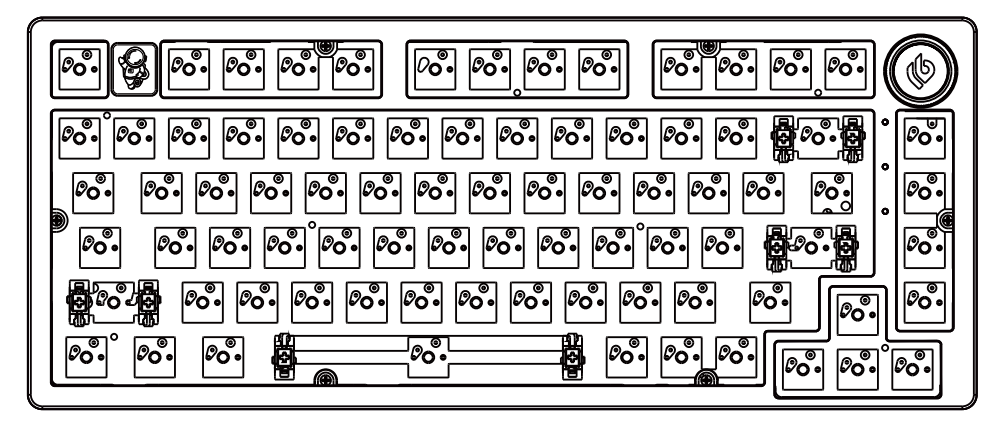

Hi75 产品手册 中文
User manual
English

客制化机械键盘套件
RGB版
Custom Mechanical Keyboard Ket
RGB Version

产品特点

- 时尚的外观设计,75%配列键盘,铝坨坨金属上下盖,Gasket结构,手感细腻软弹。
- 键帽和机械开关可插拔,用户也可以购买市面上各品牌开关和个性化键帽自由DIY。
- 键盘用料扎实,按键反应灵敏。
- 左上角 磁吸时尚金属铭牌(可拆卸)。
- 带多媒体多功能旋钮,可在办公与游戏模式切换,方便快捷。
- FN+\|组合键或游戏模式滚轮键切换16种RGB灯效和关闭共17种灯效:随波逐流(恢复默认后灯效)、如影随形、正弦光波、旋转风车、七彩瀑布、花开富贵、游戏模式、关闭、常亮模式、呼吸模式、梦幻彩虹、一触即发、雨中漫步、彩虹轮盘、按键涟漪、繁星点点、川流不息。
- 配合驱动带音乐律动RGB灯效,此灯效下有10种灯效模式可选。
- 配合驱动可调5档键盘响应速度,最快可达约"2.8ms"。
- 配合驱动在一般自定义功能上多增加3层自定义功能:支持双FN层可编辑,实现单键双组合功能,增加了TAP层实现一键两用,共有4层自定义功能。
- 配合驱动各键带自定义功能,宏定义。驱动可自定义1600多万种颜色。
  键盘人性化设计,与Fn配合增加一系列常用快捷功能按键。
- FN+Esc长按三秒= 恢复默认。
- FN+Backspace=关闭滚轮灯。
- FN+↑=亮度增加 FN+↓=灯光亮度减少 FN+←=速度减少 FN+→=速度增加。
- FN+Q=Android FN+W=Windows FN+E=Mac FN+R=IOS。
- 三个独立指示灯从上往下分别指示:CAP大小写指示灯/SCR指示灯/锁WIN指示灯。
- FN+TAB=切换灯效颜色。
- FN+左WIN=锁定/打开左WIN窗口键(锁WIN时锁WIN指示灯常亮,在WIN系统下)。
- 切换到Mac/IOS系统后左WIN/左ALT位置互换(不锁WIN)。
- FN+U=PRTSC/FN+I=SCRLK/FN+O=PAUSE/FN+DEL=INS/FN+END =HOME
- 键盘回报率1000Hz。
- Type-C连接性更可靠,性能更稳定。

产品规格

- 键位:81键
- 产品尺寸:330x136x45 ±0.5mm
- 产品重量:约1230g(不含线材)
- 额定电流(RGB版):DC5V⎓450mA

LEOBOG
合格证
QC 06

标准版快捷键说明

FN+	ESC	Q	W	E	R	|	TAB
组合功能	恢复出厂设置	Andriod系统	Window系统	MAC系统	IOS系统	灯光模式切换	切换颜色
FN+	↑	↓	←	→	WIN-L	U	I
组合功能	亮度+	亮度-	速度-	速度+	锁WIN	PrtSc	ScrLK
FN+	O	DEL	END	Backspace			
组合功能	Pause	INS	HOME	开关滚轮灯			

- 双模式切换:长按模式键切换游戏/办公两种模式。
- 游戏模式(模式键灯光呼吸)
- 短按模式键可循环切换17种灯效
- 旋钮顺时针(灯光亮度加)
- 旋钮逆时针(灯光亮度减)
- 办公模式(模式键灯光常亮)
- 短按模式键=多媒体功能(静音)
- 旋钮顺时针=多媒体功能(音量加)
- 旋钮逆时针=多媒体功能(音量减)
- 按FN+ESC恢复出厂默认灯光模式

1.FN+Q=Android系统(Q键红灯闪3s),F区单按功能与F区FN组合功能

键位	F1	F2	F3	F4	F5	F6	F7	F8
单按	屏幕亮度-	屏幕亮度+	转换窗口	返回桌面	亮度-	亮度+	上一曲	播放/暂停
FN组合	F1	F2	F3	F4	F5	F6	F7	F8
键位	F9	F10	F11	F12				
单按	下一曲	静音	音量-	音量+				
FN组合	F9	F10	F11	F12				

2.FN+W=Windows系统(W键红灯闪3s),F区单按功能与F区FN组合功能

键位	F1	F2	F3	F4	F5	F6	F7	F8
单按	F1	F2	F3	F4	F5	F6	F7	F8
FN组合	主页	邮件	转换窗口	打开资源管理器	亮度-	亮度+	上一曲	播放/暂停
键位	F9	F10	F11	F12				
单按	F9	F10	F11	F12				
FN组合	下一曲	静音	音量-	音量+				

3.FN+E=Mac系统(E键红灯闪3s),F区单按功能与F区FN组合功能

键位	F1	F2	F3	F4	F5	F6	F7	F8
单按	屏幕亮度-	屏幕亮度+	转换窗口	返回桌面	亮度-	亮度+	上一曲	播放/暂停
FN组合	F1	F2	F3	F4	F5	F6	F7	F8
键位	F9	F10	F11	F12				
单按	下一曲	静音	音量-	音量+				
FN组合	F9	F10	F11	F12				

4.FN+R=IOS系统(R键红灯闪3s),F区单按功能与F区FN组合功能

键位	F1	F2	F3	F4	F5	F6	F7	F8
单按	屏幕亮度-	屏幕亮度+		返回桌面	亮度-	亮度+	上一曲	播放/暂停
FN组合	F1	F2	F3	F4	F5	F6	F7	F8
键位	F9	F10	F11	F12				
单按	下一曲	静音	音量-	音量+				
FN组合	F9	F10	F11	F12				

功能及指示灯说明

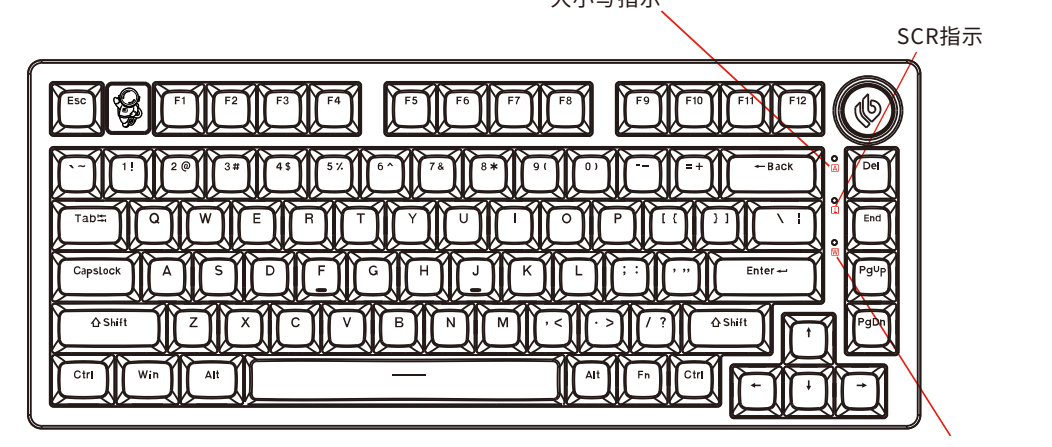

套件不含轴体和键帽,仅键位展示

双模式切换

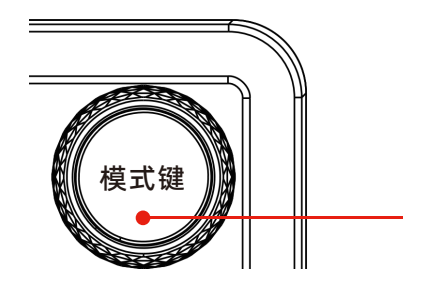

长按模式键切换模式
游戏模式(旋钮指示灯呼吸)
办公模式(旋钮指示灯常亮)
按FN+ESC恢复出厂默认灯光

	游戏模式	办公模式
指示灯	呼吸	常亮
短按	可循环切换17种灯效	静音
旋钮顺时针	灯光亮度加	音量加
旋钮逆时针	灯光亮度减	音量减

安装使用说明

电脑系统需求:

- 有线/2.4G模式:Windows ALL操作系统WIN XP, WIN7,WIN8,WIN10(在Win95,Win98系统下,可能需要驱动程序)。
- 有线模式:配置有USB 1.1或以上版本端口。

硬件连接

- 有线USB支持热插拔(即插即用)

保修事项说明

尊敬的用户:

感谢您购买莱奥伯格系列产品!本质保卡是莱奥伯格产品的三包凭证,由用户自己保存。
凭此质保卡您将享受为您提供的产品售后服务,此质保卡每个产品一份,遗失不补,敬请妥善保管。

一、凭此卡您将享受以下权利及服务:
1、退货服务:自产品售出之日起七日内,产品出现质量问题,根据国家"三包服务"规定,在产品外观与包装完整的情况下,将产品退还给销售商或莱奥伯格指定地点,凭购买时的有效凭证,退回您支付的产品货款。
2、保修服务:自购买日起12月内出现产品性能故障情况经由莱奥伯格售后服务中心检测确定,可免费享受维修服务。

二、以下情况不属于免费服务范围:
1、超出规定的质保期限;
2、不能出示产品有效质保凭证或产品原序列号标签有涂改、替换、撕毁等现象的;
3、产品上没有序列号或质保凭证上的产品型号与产品实物不符的;
4、非正常使用、维护、保管所导致的故障和损坏;
5、非我公司授权的维修人员对产品维修、更改或拆卸而造成的故障或损坏;
6、意外事故或其他不可抗力造成的故障或损坏;
7、销售人员承诺的产品之外的服务及附加的配件或赠品不在本保修服务范围之列;
8、因电源、电压不稳而导致的故障或损坏。

用户保修卡

销售记录:

用户信息	用户(姓名/单位)			
	电话/E-mail			
	通讯地址及邮编			
销售信息	销售单位			
	销售单位地址			
	联系电话		邮政编码	
	产品型号			
	销售商印章		销售日期	

维修记录:

维修日期	维修单位	电 话	地 址

soai 索艾电子

Dongguan Suoai Electronice CO.,LTD
东莞市索艾电子科技有限公司
SOAI Industry Park, Huayu Street Changlong
Village Huangjiang Town Dongguan City
Guangdong Province.
广东省东莞市黄江镇长龙村华裕街 索艾产业园
执行标准:GB/T 14081-2010
联系方式:0769-86911118
官网:http://www.leobog.com/
Made in China

Product features

- Stylish appearance design, 75% matching column keyboard, aluminum Tuo Tuo metal cover, Gasket structure, feel delicate soft elastic.
- Keycap and mechanical switch can be inserted and dialed, users can also buy the market brand switch and personalized keycap free DIY.
- Keyboard material solid, key sensitive response.
- Top left magnetic suction fashion metal nameplate (detachable).
- Multi-function knob with multimedia can be switched between office and game mode, convenient and fast.
- FN + \ | key combination or game mode wheel button switch 16 RGB light effect on a total of 17 and closed light effect: Go with the flow (restore the default rear light effect), shadow, sinusoidal light wave, rotating windmill, colorful waterfall, flowers rich, game mode, off, on mode, breathing mode, dream rainbow, hair trigger, walk in the rain, rainbow roulette, button ripples, stars, stream.
- With the drive of music rhythm RGB light effect, there are 10 light effect modes to choose from.
- With the driver can be adjusted 5 speed keyboard response, the fastest up to about "2.8ms".
- In addition to the general customization functions, the matching driver adds three more layers of customization functions: double FN layer is editable to realize the function of single key and double combination; the TAP layer is added to realize the dual-use of one key, with a total of four layers of customization functions.
- Cooperate with drive each key with custom function, macro definition. Drives can be customized in more than 16 million colors.
- Keyboard humanized design, with Fn to add a series of commonly used shortcut function keys.
- FN+Esc Hold down for 3 seconds = Restore default.
- FN+Backspace= Turn off the roller light.
- FN+↑= Brightness increases FN+↓= Light brightness decreases
- FN+←= Speed decreases FN+→= Speed increases.
- FN+Q=Android FN+W=Windows FN+E=Mac FN+R=IOS.
- Three independent indicators indicate from top to bottom: CAP capitalization indicator /SCR indicator/lock WIN indicator.
- FN+TAB= Toggle light color.
- FN+ Left WIN= Lock/open left WIN window key (Lock WIN indicator is on when lock WIN, in WIN system).
- After switching to Mac/IOS, the left WIN/ Left ALT position is changed (WIN is not locked).
- Fn+U=PRTSC/FN+I=SCRLK/FN+O=PAUSE/FN+DEL=INS/FN+HOME =END
- The keyboard returns 1000Hz.
- The Type C provides more reliable connectivity and stable performance.the
- Keyboard cable and keyboard top left corner of the switch to re-switch.

Product specification

- Key: 81 keys
- Product size: 330x136x45 ±0.5mm
- Product weight: about 1230g(excluding wire)
- Rated current (Matt version) : DC5V⎓450mA

Standard shortcut description

FN+	ESC	Q	W	E	R	|	TAB
combination function	Restore factory settings	Andriod	Window	MAC	IOS	Light mode switching	Switching colors
FN+	↑	↓	←	→	WIN-L	U	I
combination function	Brightness+	Brightness-	Speed-	Speed+	Lock WIN	PrtSc	ScrLK
FN+	O	DEL	END	Backspace			
combination function	PauSe	INS	HOME	Switch roller light			

- Dual-mode switch: Long press the mode key to switch between game and office modes.
- Game mode (Mode key light breathing)
- Press the mode button to switch 17 kinds of lights
- Knob clockwise (light brightness plus)
- Knob counterclockwise (light brightness reduction)
- Office mode (mode key light is on)
- Short press Mode key = Multimedia Function (Mute)
- Knob clockwise = Multimedia function (volume plus)
- Knob counterclockwise = Multimedia function (volume reduction)
- Press FN+ESC to restore the factory default lighting mode.

1.FN + Q = Android system (Q key red light flashing 3s), F area single press function and F area FN combination function

KEY	F1	F2	F3	F4	F5	F6	F7	F8
Single Press	Screen brightness-	Screen brightness+	Conversion Window	Back to Desktop	Brightness-	Brightness+	Previous song	Play/ Pause
FN combination	F1	F2	F3	F4	F5	F6	F7	F8
KEY	F9	F10	F11	F12				
Single Press	Next song	Mute	Volume-	Volume+				
FN combination	F9	F10	F11	F12				

2.FN + W = Windows system (W key red light flashes 3s), F zone single press function and F zone FN combination function

KEY	F1	F2	F3	F4	F5	F6	F7	F8
Single Press	F1	F2	F3	F4	F5	F6	F7	F8
FN combination	Home	Mail	Conversion Window	Open Explorer	Brightness-	Brightness+	Previous song	Play/ Pause
KEY	F9	F10	F11	F12				
Single Press	F9	F10	F11	F12				
FN combination	Next song	Mute	Volume-	Volume+				

3. FN + E = Mac system (E key red light flashes 3s), F zone single press function and F zone FN combination function

KEY	F1	F2	F3	F4	F5	F6	F7	F8
Single Press	Screen brightness-	Screen brightness+	Conversion Window	Back to Desktop	Brightness-	Brightness+	Previous song	Play/ Pause
FN combination	F1	F2	F3	F4	F5	F6	F7	F8
KEY	F9	F10	F11	F12				
Single Press	Next song	Mute	Volume-	Volume+				
FN combination	F9	F10	F11	F12				

4. FN + R = IOS system (R key red light flashing 3s), F zone single press function and F zone FN combination function

KEY	F1	F2	F3	F4	F5	F6	F7	F8
Single Press	Screen brightness-	Screen brightness+		Back to Desktop	Brightness-	Brightness+	Previous song	Play/ Pause
FN combination	F1	F2	F3	F4	F5	F6	F7	F8
KEY	F9	F10	F11	F12				
Single Press	Next song	Mute	Volume-	Volume+				
FN combination	F9	F10	F11	F12				

Installation and use instructions

Computer system requirements:

- Wired /2.4G mode: Windows ALL operating system WIN XP, WIN7,WIN8,WIN10
- (In Win95, Win98 systems, drivers may be required).
- Wired mode: USB 1.1 or later ports are configured.

Hardware connection:

- Wired USB supports hot swap (plug and play)

Function and indicator description

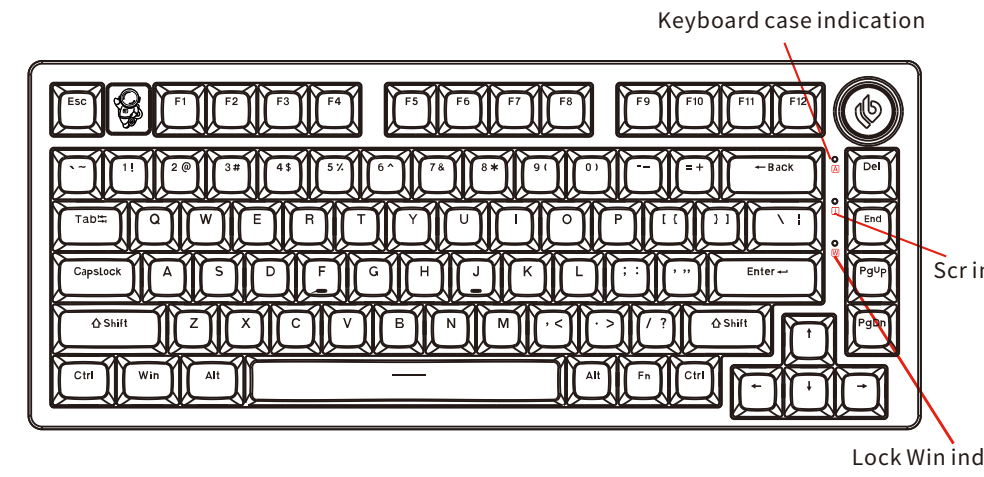

Dual Mode Switching

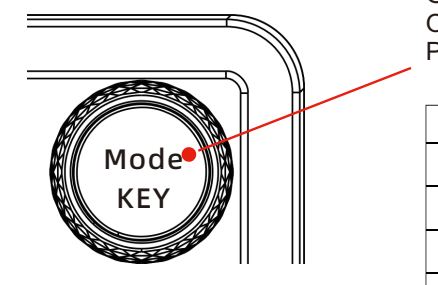

Long press the mode key to switch modes
Game mode (knob indicator breathes)
Office mode (knob indicator always on)
Press FN+ESC to restore factory default lighting

	Game Mode	Office mode
Indicator light	Breathing	Always on
Short press	17 kinds of light effects can be cyclically	Mute
Volume up	Brightness+	Volume+
Volume down	Brightness-	Volume-

Warranty description

Dear users

Thank you for purchasing LEOBOG products! The warranty card is a three-guarantee certificate for LEOBOG products, which is kept by the user. With this card, you will enjoy after-sales service provided by LEOBOG. This warranty card is one for each product. Lost cannot be replaced, please keep it properly.

一、 With this card, you will enjoy the following rights and services:
1. Return service: within seven days from the date the product is sold, if the product has quality problems, according to the national "three guarantees" regulations, the product will be returned to the seller or the wolf spider when the product appearance and packaging are complete. Location, with the valid voucher at the time of purchase, refund the product payment you paid.
2. Warranty service: If there is a product performance failure within 12 months from the date of purchase, the tarantula after-sales serviceThe service center confirms the test and can enjoy the maintenance service free of charge.

二、 The following situations do not belong to the scope of free services:
1. Exceeding the stipulated warranty period;
2. Failure to show the valid product warranty certificate or the original serial number label of the product has been altered, replaced, torn, etc.;
3. There is no serial number on the product or the product model on the warranty certificate does not match the actual product;
4. Failure and damage caused by abnormal use, maintenance and storage;
5. Failure or damage caused by repair, replacement or disassembly of the product by maintenance personnel not authorized by our company;
6. Failure or damage caused by accident or other force majeure;
7. Services other than the products promised by the sales staff and additional accessories or gifts are not covered by this warranty service;
8. Failure or damage caused by unstable power and voltage

User warranty card

Sales record:

User information	User (name / unit)			
	Telephone/E-mail			
	Correspondence address and email			
Sales information	Sales unit			
	Sales unit address			
	contact number		Postal Code	
	Product model			
	Seller's seal		Sales date	

Maintenance record:

Maintenance date	Maintenance unit	Telephone	Address
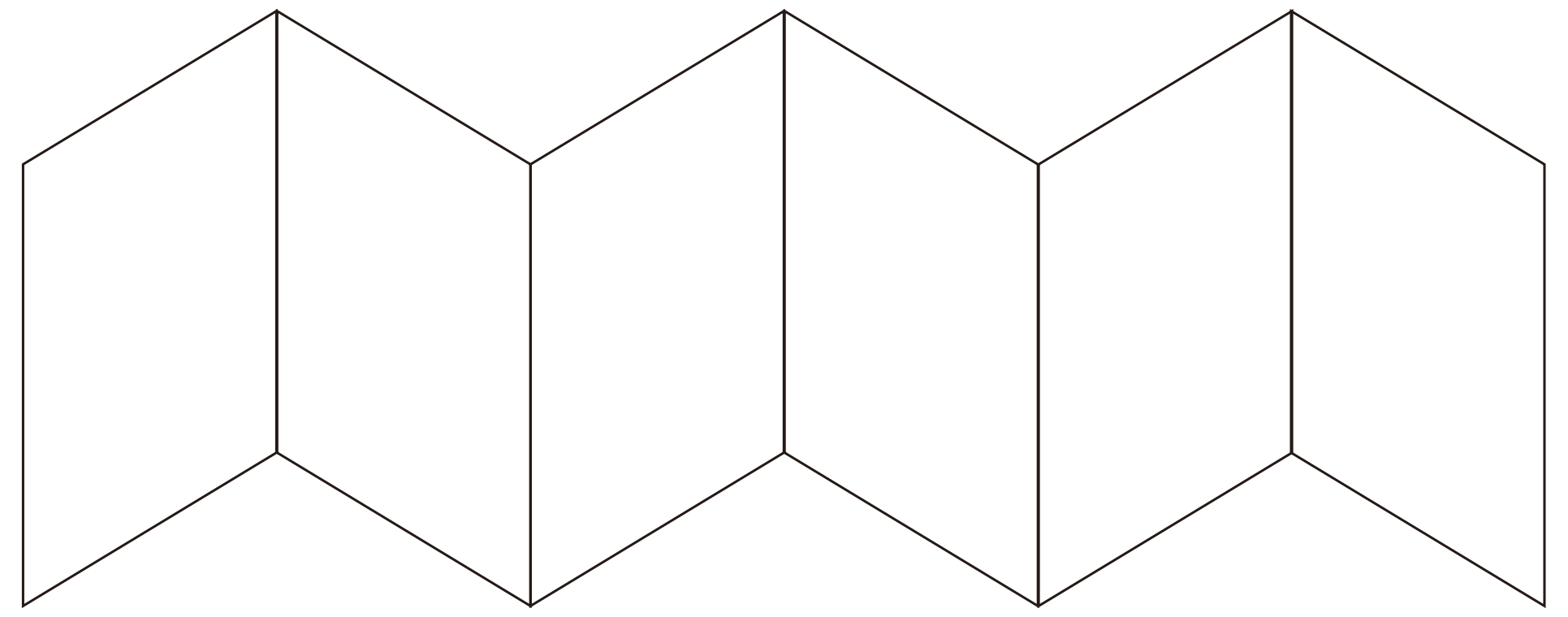
说明书
尺寸:80*95mm
材质105克书写纸
印刷颜色:黑色